

The Brute™ Series Waist-High

Portable • Interior and Exterior Application

BR5500-P

The Brute™ Series units operate reliably with high traffic volumes where cost is an important consideration. Heavy 7-gauge carbon steel cabinets can be interfaced with optional LCD counters, card readers, push button and wireless remotes.











Available as
BR5000-ADA



Available as
bolt down BR5500



Standard powder coating color selections:

- | | | | |
|---|---|---|---|
|  |  |  |  |
| 60%
Gloss Black | 60%
Gloss White | RAL 1013
Oyster White | RAL 9007
Grey Aluminum |
|  |  |  |  |
| RAL 5023
Distant Blue | RAL 5010
Gentian Blue | RAL 6002
Leaf Green | RAL 8028
Terra Brown |



Additional colors available and can be quoted upon request.

The Brute™ Series Waist-High

Portable • Interior and Exterior Application

BR5500-P

Applications:

This portable turnstile is made for years of reliable service (and offers many options where cost is an important consideration. It is ideal for public venues such as convention halls, fairs, amusement parks and cafeterias.

Product Features:

Materials and Finishes:

- Lid: Our signature 304 stainless steel / No. 4 satin finish
- Cabinet: Your choice of 8 designer powder coat colors to match any décor. Black is standard. Custom RAL colors can be quoted.

Design & Construction:

- Designed for secure and reliable operation with aesthetics in mind
- Cabinet is constructed with rigid (7 gauge) carbon steel
- Cover is constructed with (16 gauge) 304 stainless steel, No. 4 satin finish
- Arm assembly constructed with 1 5/16" (33mm) diameter, (12 gauge) stainless steel
- Hub 4 1/2" (114mm) o.d. also made from stainless

Operation:

6500 Series Control Head, featuring:

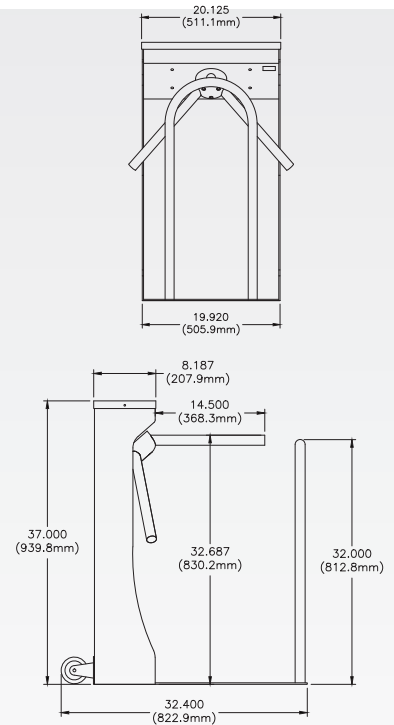
- Auto-indexing (self-centering) with adjustable hydraulic shock suppression
- Hardened tool steel locking bars, cam and roller assemblies
- Permanently lubricated bearings
- Your choice of manual or electronic control on both directions
- Nearly universal integration to any number of access control systems
- Your choice on each electronic direction of locking or unlocking on power failure

Options:

- Bidirectional key overrides
- Daylight visible indicator lights
- 8 digit key resettable LCD counter with seven year lithium battery
- Rubber arm covers
- 12 Ah battery system (2x 12VDC batteries) with 2 amp 24VDC charger with base cover
- Additional options available on request

Warranty:

Units are warranted against defects in materials and workmanship for a period of one year from date of delivery. See warranty information for specific details.



Dimensions are approximate.

Electrical Specifications:

Input Voltage: 100-240 VAC
Input Current: 1.3 - .55 A
Frequency: 50/60 Hz

Storage Temperature: -4 to 158°F
Operating Temperature: 32 to 122°F

Operating Voltage: 24VDC
Operating Current: 1.2 A (typical)


Standards and Codes:

Austenitic stainless steel:
ASTM A240, A249, A276


Hot rolled steel:
AISI C-1020, AISI C-1018

All fasteners provided meet IFI ANSI/
ASME Fastener Standards

American Welding Society (AWS)
Standard D 1.1



Optional battery back-up available



Have an older style Brute cabinet that you need to match?
Just ask!