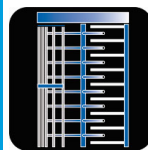


# MPT

## Dual-lane Turnstile



# TURNSTILES.us™

## SECURING THE U.S. and the GLOBE

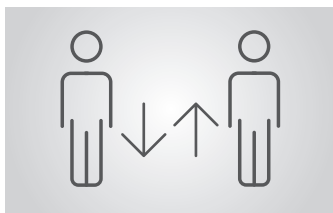


*\*unit shown with optional access control enclosure*

### For pedestrian control in outdoor applications

MPT dual-lane turnstiles are the ideal solution for outdoor access control when two passage lanes are required and where space is limited. MPT turnstiles can be easily adapted to your requirements thanks to the drive variants offered: the electric motor-driven MPT 152 turnstile is set in motion by means of an energy-efficient, maintenance-free MHTM™ drive unit – the first choice for representative security for outdoor areas and company grounds.

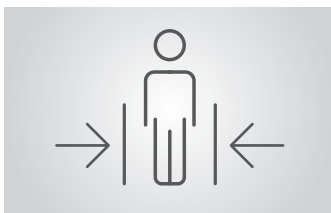
The MPT 53 has an electromechanical locking unit and the rotary movement is initiated by users themselves – a popular variant at leisure parks and stadiums. Both drive versions can be controlled by means of all conventional access control systems and can be operated in both throughflow directions as an option. MPT turnstiles can also be individually adapted to your requirements in other ways: with a variety of material options, interlock variants, additional attachments and expansions for bicycles, wheelchairs and material carts



**Two passages in one**  
MPT double turnstiles are the optimum solution when two separate passages are needed in tight spaces.



**Innovative drive technology**  
The MHTM™ drive unit (optional) is maintenance-free, energy-efficient, and has an exceptional soft-start action.



**Maximum safety**  
Low impact force and sensitive contact detection offer optimum protection for pedestrians.



**Easy access to components**  
All the components necessary for operation are contained in the main header beam, simplifying assembly, setup, and maintenance.

ACCESS

AFC

IMMIGRATION

BOARDING

# MPT

## Dual-lane Turnstile

- > Space-saving dual-lane system for two independent passageways
- > Mechanical, electromechanical or motorized designs available
- > Sensitive impact detection for maximum safety
- > Numerous options, e.g. expansion for wheelchair access
- > Meets industry safety standards



Technical data	MPT 152	MPT 53
Number of wings (angle)	3 (120°)	3 (120°)
Drive technology	MHTM™	electromechanical
Voltage	110 – 240 VAC, 50/60 Hz	110 – 240 VAC, 50/60 Hz
Power consumption	approx. 50 W	approx. 50 W
Duty cycle	100 %	100 %
Enclosure rating	IP 43	IP 43
Dimensions (L x W x H)	87 x 51.9 x 88 in	87 x 51.9 x 88 in
Weight	approx. 992 lb	approx. 992 lb
Temperature range	-13 to +131°F	-13 to +131°F

Options	
Material	Galvanized steel, powder-coated steel in standard colors, powder-coated steel in special colors, stainless steel 316
Wings	All MPT turnstiles available in 4-wing version
Reaction to power failure	Free access or auto-locking (secure) on power failure
Attachments	Overhead illumination, Gate End Display (GED), Access Control System/Coin Box Enclosure
Expansions	Controlled access for bicycles, wheelchairs and material carts (MPG 162)

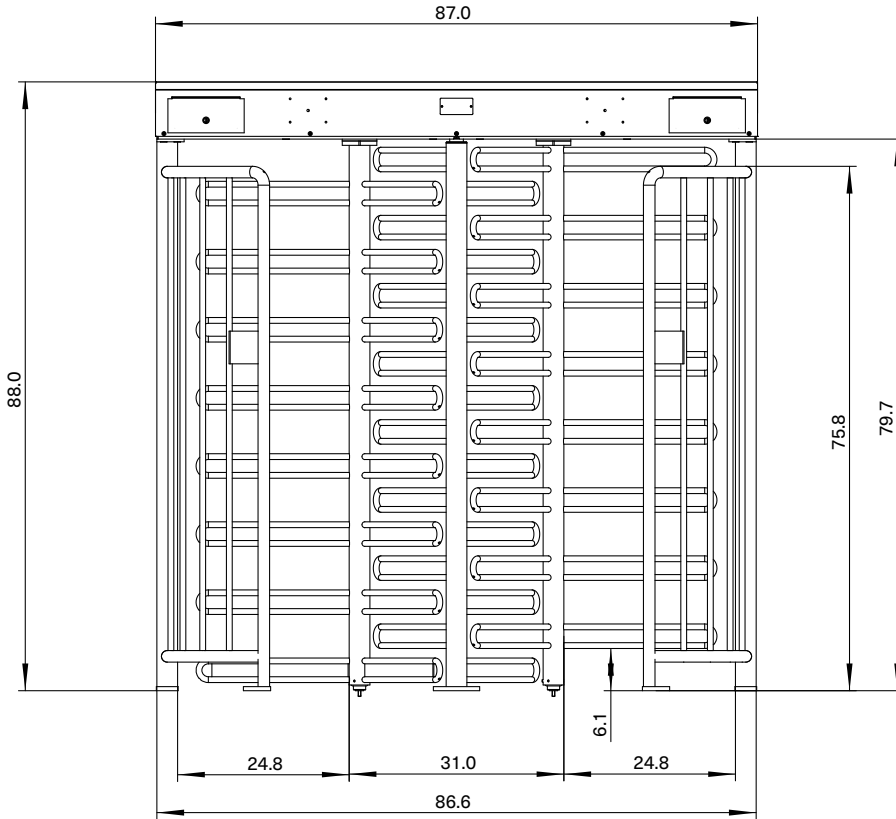
Potential applications

Standard colors
RAL 7042

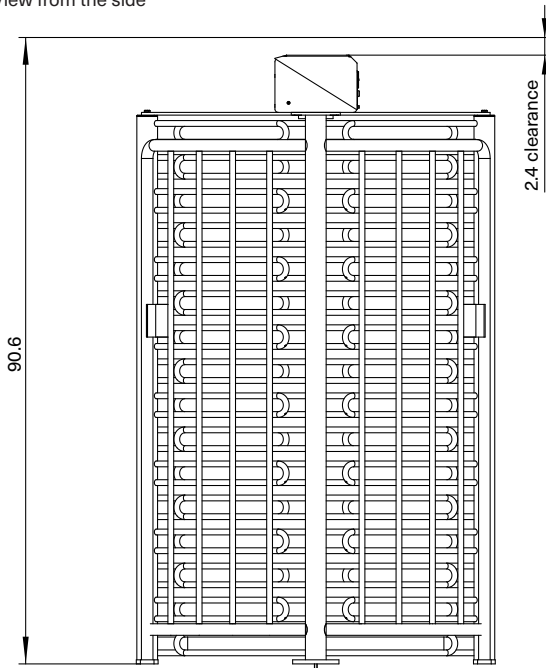


Dimensional drawings

MPT 152/53 – 3-wing variants  
 View from inside



MPT 152/53 – 3-wing variants  
 View from the side



MPT 152/53 – 3-wing variants  
 View from below

